

Scaled data based on original data using
LM-79-08 Approved Method: Electrical and Photometric Measurements of Solid-
State Lighting Products

Test Report Prepared for
Cooper Lighting Solutions
(formerly Eaton)

Brand: STREETWORKS

Report Number: P191539

Luminaire Tested: **GAN-AF-01-LED-U-T4FT-1200**

Issue Date: 3/3/2020

Test Information

Test Method: LM-79-08
Report Number: P191539
TEST IS SCALED FROM IESNA LM-79-08 TEST DATA (P24295)
Test Lab: INNOVATION CENTER P2
Issue Date: 3/3/2020
Manufacturer: COOPER LIGHTING SOLUTIONS (FORMERLY EATON)
Product Line: STREETWORKS
Catalog Number: GAN-AF-01-LED-U-T4FT-1200
Description: GALLEON AREA AND ROADWAY LUMINAIRE
(1) 70 CRI, 4000K, 1200mA LIGHTSQUARE WITH 16 LEDS EACH AND TYPE IV FORWARD THROW OPTICS
Light Source: -
Ballast/Driver: ELECTRONIC DRIVER

Summary

Lumens per Lamp: N/A
Luminaire Lumens: 7035.9 lumens
Efficiency: N/A
Efficacy: 105.0 lumens/watt
Luminous Opening: Rectangular (W 0.5' x L: 0.5' x H: 0')
IES Classification: Type IV - Short - Non-Cutoff
BUG Rating: B1 - U0 - G2

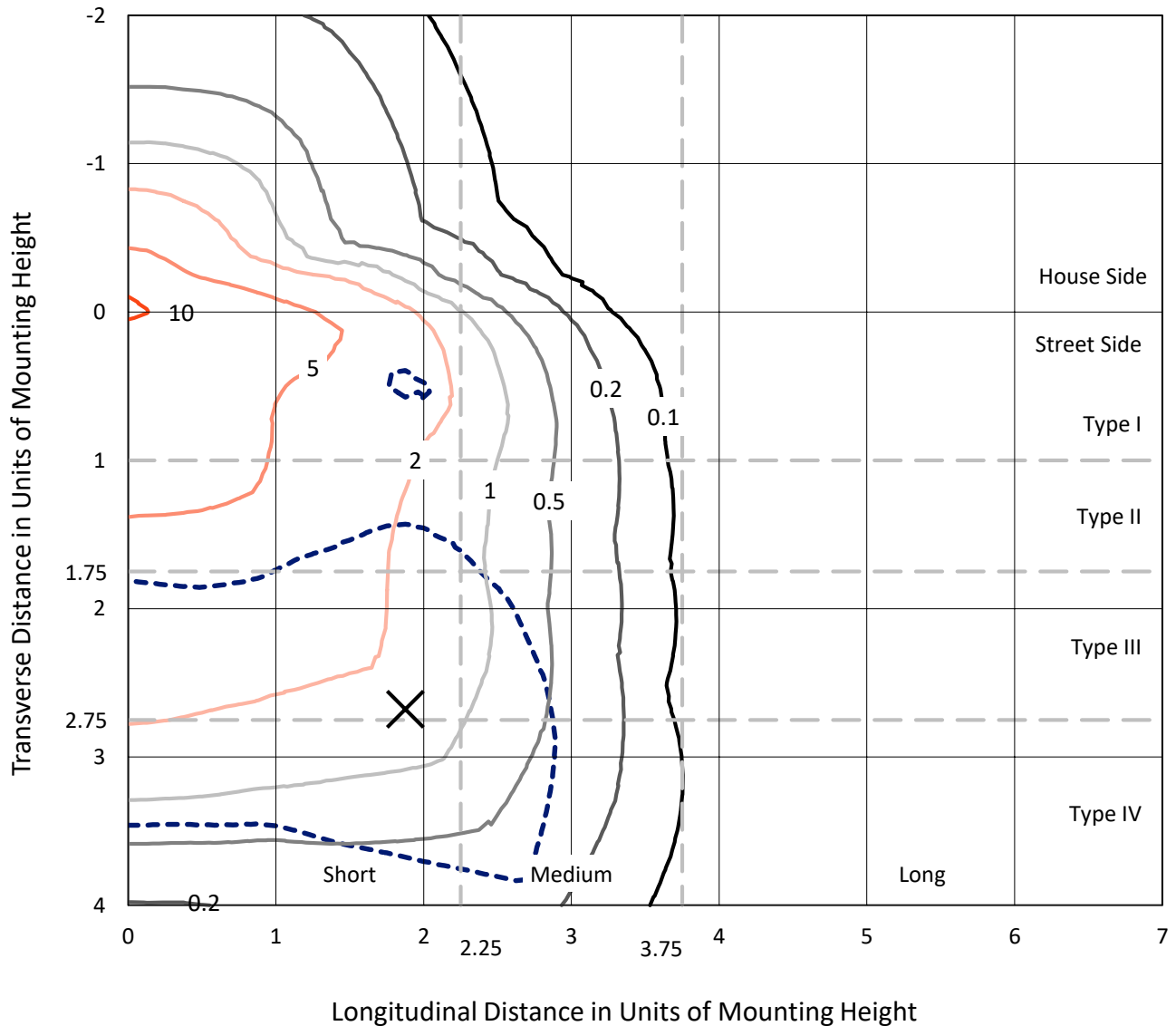
Input Watts (W): 67
Input Voltage (V): NR
Input Current (Ain): NR
Voltage Rise (V): NR
Power Factor: NR
Total Harmonic Distortion (THDi): NR
Frequency (hertz): 60
Stabilization Time: NR
Operation Time: NR
Ambient Temperature (°C): NR
Test Distance: 28.75 FT



REPORT NUMBER: P191539
 CATALOG NUMBER: GAN-AF-01-LED-U-T4FT-1200

Iso-Footcandle Lines of Horizontal Illumination

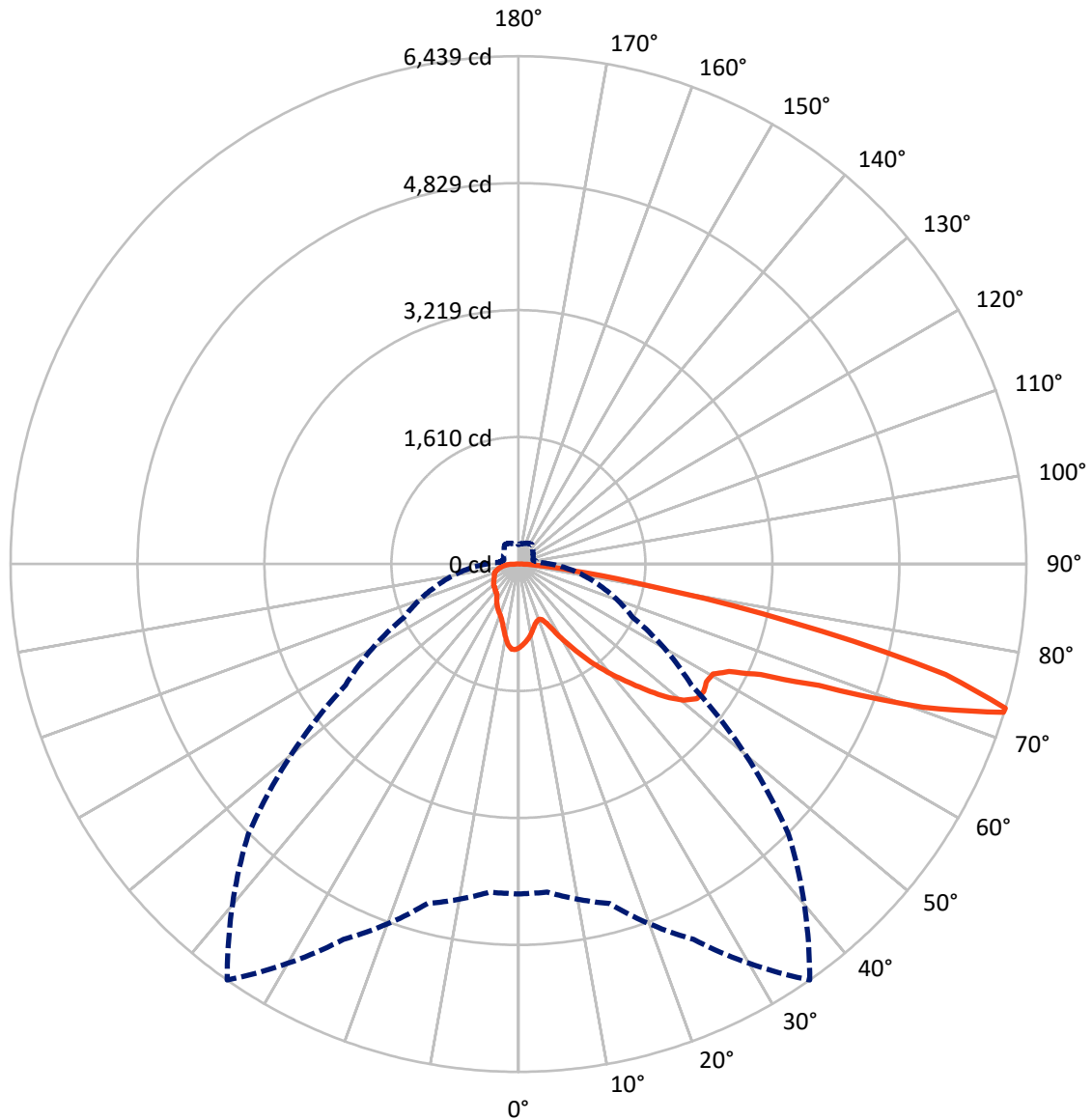
× Max cd
 - - - 1/2 Max cd



Based on 10 foot mounting height. Maximum calculated value = 10.6 fc
 Type IV - Short - Non-Cutoff

REPORT NUMBER: P191539
CATALOG NUMBER: GAN-AF-01-LED-U-T4FT-1200

Luminous Intensity Polar Plot



— Vertical Plane Through 35-Deg Lateral - - - Horizontal Cone Through 73-Deg Vertical

REPORT NUMBER: P191539

CATALOG NUMBER: GAN-AF-01-LED-U-T4FT-1200

FLUX DISTRIBUTION:

		Downward	Upward	Total
House Side	Lumens	1341.9	0.0	1341.9
	% Fixture	19.1	0.0	19.1
Street Side	Lumens	5693.9	0.0	5693.9
	% Fixture	80.9	0.0	80.9
Total	Lumens	7035.9	0.0	7035.9
	% Fixture	100.0	0.0	100.0

ZONAL LUMENS:

Zone	Lumens	% Fixture
0°-10°	96.1	1.4
10°-20°	239.9	3.4
20°-30°	387.9	5.5
30°-40°	650.4	9.2
40°-50°	1002.6	14.3
50°-60°	1345.1	19.1
60°-70°	1792.0	25.5
70°-80°	1366.8	19.4
80°-90°	154.9	2.2
90°-100°	0.0	0.0
100°-110°	0.0	0.0
110°-120°	0.0	0.0
120°-130°	0.0	0.0
130°-140°	0.0	0.0
140°-150°	0.0	0.0
150°-160°	0.0	0.0
160°-170°	0.0	0.0
170°-180°	0.0	0.0
0°-90°	7035.9	100.0
0°-180°	7035.9	100.0

Coefficient of Utilization



REPORT NUMBER: P191539

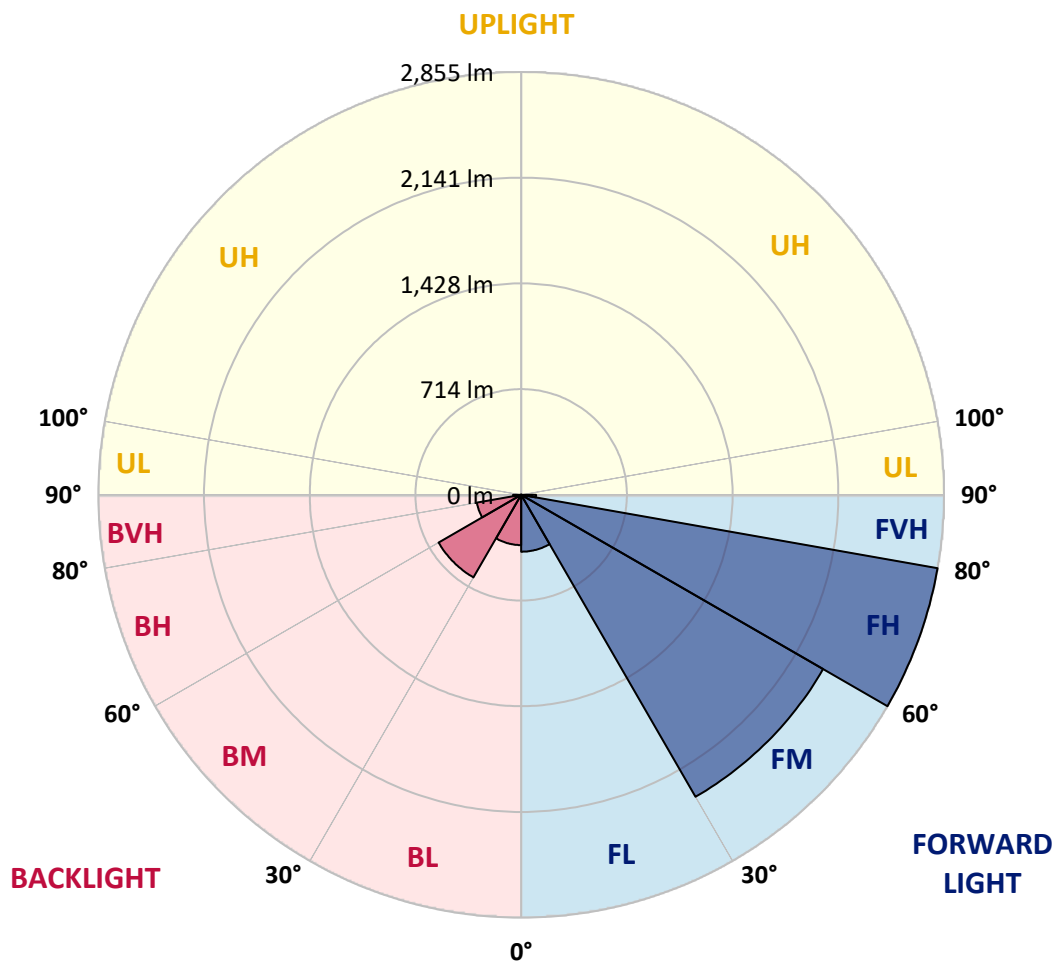
CATALOG NUMBER: GAN-AF-01-LED-U-T4FT-1200

LUMINAIRE CLASSIFICATION SYSTEM LUMEN TABLE AND BUG RATING:

Zone		Lumens	% Fixture	Zone Rating/Lumen Limit		
				B	U	G
FL	(0°-30°)	384.4	5.5			
FM	(30°-60°)	2354.2	33.5			
FH	(60°-80°)	2855.1	40.6			G2/5000
FVH	(80°-90°)	100.1	1.4			G2/225
BL	(0°-30°)	339.6	4.8	B1/500		
BM	(30°-60°)	644.0	9.2	B1/1000		
BH	(60°-80°)	303.6	4.3	B1/500		G1/500
BVH	(80°-90°)	54.8	0.8			G1/100
UL	(90°-100°)	0.0	0.0		U0/0	
UH	(100°-180°)	0.0	0.0		U0/0	

BUG Rating: B1-U0-G2

Type IV Short





REPORT NUMBER: P191539

CATALOG NUMBER: GAN-AF-01-LED-U-T4FT-1200

CANDELA DISTRIBUTION (FULL):

	0°	5°	15°	25°	35°	45°	55°	65°	75°	85°	90°
0°	1061.9	1061.9	1061.9	1061.9	1061.9	1061.9	1061.9	1061.9	1061.9	1061.9	1061.9
2.5°	1020.0	1022.0	1019.7	1022.7	1027.8	1033.2	1037.0	1042.3	1048.4	1056.8	1058.9
5°	972.0	975.1	975.1	980.5	990.3	999.1	1007.2	1016.0	1028.8	1043.3	1049.1
7.5°	919.3	921.1	924.0	932.2	946.3	958.9	970.4	984.6	1002.1	1021.4	1031.5
10°	855.8	858.2	863.0	874.4	893.6	910.9	927.4	947.0	969.3	993.4	1006.2
12.5°	810.9	810.2	812.2	820.7	837.6	858.6	882.5	907.6	934.9	962.9	978.5
15°	795.7	792.0	784.2	782.1	791.3	812.2	839.9	870.7	903.5	937.2	956.6
17.5°	805.2	798.7	777.4	761.9	760.6	776.4	805.8	840.3	878.1	919.3	943.4
20°	864.6	849.5	797.1	760.9	748.4	756.2	781.8	818.4	863.0	917.7	948.4
22.5°	1006.9	984.6	873.4	806.2	763.9	754.4	773.8	812.5	864.6	938.6	977.8
25°	1213.9	1182.2	1004.5	919.0	831.9	781.5	785.9	825.7	888.6	987.2	1034.6
27.5°	1377.5	1356.8	1175.8	1078.2	955.5	854.5	825.4	858.9	937.6	1067.0	1115.3
30°	1474.8	1462.3	1358.9	1258.5	1113.3	970.7	901.1	921.1	1014.3	1177.5	1217.3
32.5°	1587.6	1580.3	1529.5	1437.3	1283.6	1123.4	1021.0	1013.9	1117.0	1310.3	1328.5
35°	1704.5	1702.2	1672.4	1606.2	1466.4	1324.8	1180.2	1132.2	1228.9	1448.1	1436.6
37.5°	1813.4	1809.3	1792.1	1753.5	1657.6	1541.1	1342.3	1253.5	1349.5	1579.8	1528.9
40°	2013.7	1982.0	1922.8	1893.8	1850.8	1723.2	1471.1	1366.7	1474.5	1705.6	1608.6
42.5°	2258.0	2206.3	2096.1	2056.2	2050.2	1866.8	1559.0	1476.5	1600.5	1830.3	1686.9
45°	2450.3	2401.6	2306.7	2256.3	2278.6	1996.8	1647.2	1593.8	1730.2	1961.0	1767.8
47.5°	2655.4	2579.0	2453.2	2468.5	2517.2	2119.8	1737.0	1719.8	1872.5	2107.3	1868.1
50°	2662.7	2604.3	2549.2	2640.1	2715.8	2233.0	1849.5	1851.8	2046.5	2291.4	2001.5
52.5°	2508.4	2495.9	2583.4	2726.3	2835.4	2322.5	1977.6	1988.4	2269.1	2503.0	2148.2
55°	2454.3	2440.1	2541.1	2696.2	2851.7	2396.6	2116.4	2136.0	2538.5	2726.0	2291.1
57.5°	2586.0	2554.6	2561.4	2682.0	2812.1	2477.6	2267.8	2307.4	2831.0	2920.9	2383.0
60°	2954.4	2887.1	2759.4	2756.3	2833.4	2599.2	2442.8	2491.1	3135.1	3014.1	2347.2
62.5°	3471.0	3403.7	3164.5	3008.7	2997.2	2799.9	2657.7	2670.5	3310.8	2887.8	2128.6
65°	4030.1	3970.0	3702.8	3482.7	3376.7	3132.4	2907.4	2750.6	3253.4	2540.1	1746.1
67.5°	4708.9	4644.4	4414.6	4211.6	4109.5	3668.9	3082.8	2673.9	2888.8	1967.7	1255.2
70°	5183.6	5117.7	5027.2	5191.7	5441.4	4443.0	3105.4	2362.1	2157.6	1307.9	755.4
72.5°	4564.3	4533.5	4698.8	5391.8	6431.7	4912.6	2807.1	1719.8	1253.1	694.3	437.2
73°	4181.8	4175.1	4456.9	5251.5	6438.9	4840.3	2676.2	1598.5	1074.8	614.3	399.7
75°	1888.4	1942.8	2560.3	4011.2	5594.1	3988.6	1883.7	917.0	607.1	424.3	301.7
77.5°	453.8	472.7	801.1	1904.9	3532.8	2376.9	853.4	453.5	388.2	299.7	220.2
80°	193.2	199.7	308.5	703.8	1663.3	957.2	393.3	303.7	268.6	209.1	154.4
82.5°	107.4	114.2	175.0	319.3	671.4	326.4	239.9	211.5	176.7	126.0	100.4
85°	60.9	64.5	102.4	178.4	284.5	131.1	143.6	140.6	99.6	64.9	49.3
87.5°	28.7	31.1	49.3	82.8	111.5	51.4	72.9	80.4	62.5	39.5	25.7
90°	0.0	0.0	0.0	0.0	0.0	0.0	0.0	0.0	0.0	0.0	0.0



REPORT NUMBER: P191539
 CATALOG NUMBER: GAN-AF-01-LED-U-T4FT-1200

CANDELA DISTRIBUTION (continued):

	95°	105°	115°	125°	135°	145°	155°	165°	175°	180°
0°	1061.9	1061.9	1061.9	1061.9	1061.9	1061.9	1061.9	1061.9	1061.9	1061.9
2.5°	1061.2	1067.3	1074.4	1078.2	1081.6	1085.6	1089.6	1089.6	1090.3	1090.7
5°	1053.8	1066.3	1077.5	1082.2	1083.2	1083.2	1082.2	1076.8	1072.1	1074.1
7.5°	1038.3	1056.5	1066.0	1064.3	1051.5	1036.6	1024.1	1008.8	1001.2	999.7
10°	1016.0	1037.0	1038.6	1021.7	990.0	958.2	931.8	906.1	894.0	891.0
12.5°	991.3	1010.6	999.7	964.9	913.9	867.7	834.2	808.2	796.7	793.7
15°	971.4	984.6	957.2	902.4	838.3	789.3	761.6	742.3	734.2	731.8
17.5°	960.9	963.6	913.6	839.6	771.4	730.5	713.2	704.1	701.1	699.4
20°	966.0	947.0	872.1	781.1	716.6	687.9	683.8	681.5	680.8	679.8
22.5°	991.3	942.0	833.9	725.8	668.6	656.1	659.5	659.2	658.5	657.9
25°	1036.6	946.3	796.7	673.0	628.4	625.7	631.8	631.8	629.1	629.1
27.5°	1096.4	955.5	755.1	623.1	592.0	592.3	597.0	595.7	592.6	590.5
30°	1169.3	961.3	706.4	578.1	557.8	556.5	557.8	552.1	543.0	542.3
32.5°	1244.0	954.1	650.1	538.3	521.7	518.6	517.6	509.5	499.0	496.0
35°	1311.6	928.1	592.6	506.5	487.2	480.5	485.2	482.5	473.0	470.7
37.5°	1360.9	879.8	540.9	478.4	462.6	460.8	463.9	464.9	453.8	451.4
40°	1394.1	814.3	496.6	454.8	457.8	451.4	441.3	434.1	430.8	429.7
42.5°	1420.8	746.0	459.5	443.7	458.8	440.3	418.3	406.8	412.9	415.6
45°	1451.5	679.4	428.4	429.7	453.8	427.4	402.4	391.3	393.6	394.2
47.5°	1493.7	598.3	395.0	407.4	436.9	418.6	392.6	376.8	365.6	360.5
50°	1552.2	502.4	360.2	382.5	420.3	412.2	377.4	360.5	339.9	335.1
52.5°	1592.7	412.9	331.4	361.5	405.4	399.4	365.2	343.3	321.6	317.6
55°	1570.7	342.9	306.5	338.2	385.9	383.5	355.1	325.7	308.8	305.5
57.5°	1461.0	298.7	287.1	316.3	361.8	370.0	341.6	310.9	298.7	296.3
60°	1251.5	271.0	275.1	301.4	342.3	356.5	328.1	302.7	294.6	293.0
62.5°	971.1	252.4	265.9	290.6	327.0	347.0	320.6	301.7	298.7	296.7
65°	695.7	237.5	256.1	279.8	313.2	338.2	317.9	300.3	301.1	299.3
67.5°	472.7	224.3	244.3	267.6	299.7	330.4	314.3	295.6	304.1	302.1
70°	330.8	211.5	230.5	252.1	282.8	319.7	307.5	288.6	287.9	279.8
72.5°	258.1	194.6	211.5	230.5	261.2	304.4	294.0	272.6	261.5	253.1
73°	246.3	190.6	206.7	225.7	256.5	300.7	290.2	268.3	255.7	248.0
75°	203.8	173.0	187.8	204.8	236.2	283.2	272.0	248.4	232.4	227.7
77.5°	160.2	148.0	162.1	177.4	208.2	257.5	245.0	222.3	213.5	209.5
80°	118.6	122.7	135.1	148.6	180.4	230.1	218.9	196.3	235.5	225.7
82.5°	83.5	92.9	104.4	116.6	151.4	203.4	189.9	166.5	172.3	143.2
85°	49.3	60.9	71.6	82.1	109.1	168.6	156.8	132.8	108.8	103.7
87.5°	28.7	33.8	36.8	47.7	75.0	127.1	110.5	98.3	56.5	38.2
90°	0.0	0.0	0.0	0.0	0.0	0.0	0.0	0.0	0.0	0.0

(END OF REPORT)